

**Rocky Mountain Development  
Council, Inc. Head Start  
2012-2013 Annual Report**


**OUR MISSION.....**

*...To be a supportive and safe learning environment for children and families by enhancing their sense of belonging and self-worth while encouraging them to reach their highest potential.*



**OUR VISION.....**

*...To be a leading child and family development center working with Head Start families and community partners in Lewis and Clark, Broadwater, and Jefferson counties to promote healthy life choices and develop skills necessary for academic and social success.*



P.O. Box 1717  
(406) 457-7308

Helena, MT

59624-1717  
[www.rmdc.net](http://www.rmdc.net)

ROCKY MOUNTAIN DEVELOPMENT  
COUNCIL, INC. HEAD START  
P.O. BOX 1717  
HELENA, MT 59624



1111 North Leavitt Street, Helena, Montana

RMDC Head Start is proud to be a partner of United Way of  
the Lewis and Clark Area

## Meet Our Director



### Head Start.....a labor of love.....

Rocky Mountain Development Council, Inc. (RMDC) Head Start celebrated its 45<sup>th</sup> year of service in 2012 – 2013. We focused on **“Playing, Learning, Growing...Head Start and Home”** this past year. We promoted parents recognizing they are their child’s first and most important teacher, that play is children’s work, that Head Start is a family program and we wanted families to participate as much as they were able. We stressed regular attendance and its importance in school readiness and school success.

We focused too, on parent leadership and parent education. Our Policy Council Chairperson, Valerie Halleck, commented, “Serving as a parent leader has helped me stay connected to my child’s class and get to know other parents. I have enjoyed serving as a parent leader and would recommend it for anyone who wants to enrich their Head Start experience.”

RMDC Head Start was awarded a Montana Striving Readers Project grant through the Montana Office of Public Instruction that began February 2012; its focused on literacy...namely letter sounds, vocabulary, and name writing along with technology. Each classroom began their learning curve “trek” with the purchase of iPads and Smart Boards with these grant funds. What an experience for the children as well as the staff!

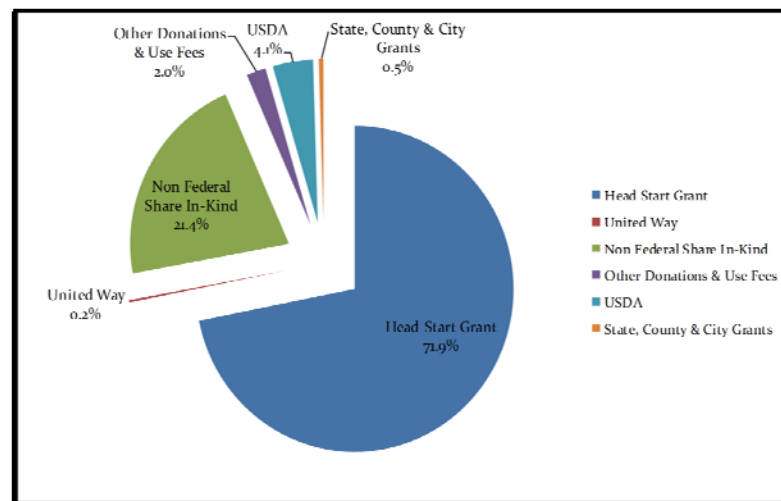
We continued on this year with our Neighborhood Center site participating in Montana’s “STARS to Quality Rating Improvement System (QRIS)” field test with hopes of our other sites being accepted in the future.

This year RMDC Head Start had several hurdles to cross; we had significant staff turnover, we lost 16 funded slots for children to Sequestration, and our grantee organization, Rocky Mountain Development Council, Inc. experienced financial difficulties and a change in leadership. We did remain, however, on a course of providing a high quality program for our children and families. We are thankful and grateful to our Board of Directors and Policy Council, our many community partners, volunteers, friends, and supporters who walk hand-in-hand with us to promote “strong families, successful children”.

We are very proud of the high quality program we operate. We invite you to visit any of our six Head Start sites and share in our excellence!

Patricia Dahl, Head Start Director, RMDC

## Financial Report 2012-13



### Public Support, Revenue and Donations

|   |                        |
|---|------------------------|
| Head Start Grant  | \$ 1,987,875.00        |
| Non Federal Share/In-kind: (Donated Services, Classroom Supplies and Materials) | \$ 590,651.06          |
| USDA/Child & Adult Care Food Program  | \$ 113,691.89          |
| State, County & City Grants:  | \$ 13,020.34           |
| Other Donations & Use Fees:   | \$ 54,516.15           |
| United Way  | \$ 6,297.20            |
| <b>Total Support and Revenue</b>  | <b>\$ 2,766,051.64</b> |

### Expenses

|                                    |                        |
|------------------------------------|------------------------|
| Program Services                   | \$ 1,854,027.56        |
| In-Kind (Donated Program Services) | \$ 590,651.06          |
| Administration                     | \$ 321,373.02          |
| <b>Total Expenses</b>              | <b>\$ 2,766,051.64</b> |

RMDC Head Start participated in its second year of the three year Montana Striving Readers Project grant during 2012-13; this grant opportunity, funded by the Montana Office of Public Instruction through the Department of Education, provided our classroom staff with a greater understanding of instructional teaching, dialogic reading, video-reflection, and the value of data analysis *and* our classrooms richer in materials, more experiential, and definitely more 21<sup>st</sup> century technologically knowledgeable!

RMDC, Inc.’s Audits, Annual Reports, and Fiscal Documents are available at [www.rmhc.net](http://www.rmhc.net), tab “About Us”

## Family Information

- **RMDC Head Start historically has served between 20% - 33% of its funded enrollment as children with disabilities .**
- **In program year 2012-13, Head Start served 64 children with disabilities (or 27.11% of its funded enrollment).**



| Of the 254 Families Served:   | Number | Percent |
|---|--------|---------|
| Two-parent families   | 89     | 35.04%  |
| Single-parent families  | 165    | 64.96%  |
| Employed families   | 166    | 79.34%  |
| Families in which at least one parent/guardian is a member of the US military on active duty            | 5      | 1.97%   |
| Families receiving TANF cash assistance (Temporary Assistance to Needy Families)                        | 82     | 32.28%  |
| Families receiving SNAP (Supplemental Nutrition Assistance Program, formerly Food Stamps)               | 184    | 72.44%  |
| Families receiving services through WIC (supplemental nutrition program for Women, Infants, & Children) | 95     | 37.40%  |
| Families who received social services through Head Start  | 225    | 88.58%  |

RMDC Head Start employed 63 staff during the 2012-13 program year; proudly, 17 were current or past Head Start parents.

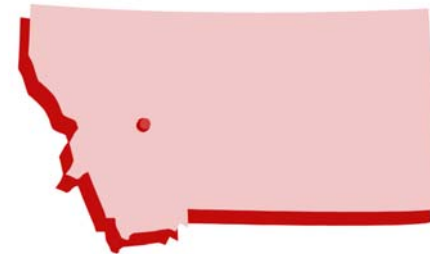


## Head Start Programs and Services

Head Start is a comprehensive early childhood development program that serves low income children ages three to five and their families. Head Start focuses on school readiness...not only the cognitive or academic readiness but physical and oral health, positive social/emotional development, healthy nutrition, and access to a stable, nurturing, and encouraging environment and the roles they play in preparing children for success in school and life. Head Start focuses on supporting families to identify their strengths, work toward their goals, and recognize and build on their efforts to be their child's first and most important teacher.

RMDC Head Start uses three specific curricula: *The Creative Curriculum® for Preschool*, *Good Talking Words*, and *Talking About Touching*. Every activity in a Head Start classroom provides an educational opportunity for a child...whether it is growth in relationship building, how a child perceives him/herself, the ability to sort and categorize, set a table, pass food and pour milk, to share, recognize their name or letters, expand their vocabulary, or listen and follow directions. Much of this is achieved through play...the "work" of children.

RMDC, the grantee organization for the Head Start Program, is funded to serve 220 children...186 children and their families in Helena and East Helena in Lewis & Clark County, 17 children and their families in Townsend in Broadwater County, and 17 children and their families in Whitehall in Jefferson County; RMDC has served as the grantee for the Head Start Program in the tri-county area since 1967. Ninety percent of all children enrolled in Head Start must be low-income and 10% of Head Start's openings must be for children with disabilities. During the 2012-13 school year, 94% of the children enrolled were low-income.



### The Great State of Montana

The red dot is Helena, the Capitol of Montana, where RMDC Head Start Administrative Offices are located.

## Leading the Way

### Shared Decision-Making Model

As required by regulation, Head Start is governed by a Board of Directors and a Policy Council. The Board of Directors holds overall legal and fiscal responsibility for the RMDC organization. The Policy Council is made up of parents/guardians of children currently enrolled in Head Start and community representatives. The Board and Policy Council work with Head Start's key management staff to ensure the program meets the needs of children, families and communities where Head Start is located.

### RMDC, Inc. Board of Directors 2012-2013

President – Helen Fandrich, Senior Citizens  
 Vice President – Daniel Pocha, Helena Indian Alliance  
 Secretary/Treasurer – Joan Anderson, Private Sector At-Large  
 Susan Geise/Eric Bryson – Lewis & Clark County Commission  
 Dave Kirsch – Jefferson County Commission  
 Elaine Graveley – Broadwater County Commission  
 Debbie Havens—City of Helena  
 Keith Meyer – Educator  
 Rachel Haberman – Energy Share  
 Valerie Halleck – Head Start Policy Council  
 Sheilah Mevis – Head Start  
 Brian Garrity – Our Place  
 Jon Chacopulos – Private Sector At-Large  
 Jerome Loendorf – State Bar of Montana  
 Jeff Miller – Private Sector At-Large



### RMDC, Inc. Head Start Policy Council Officers 2012-13

Valerie Halleck, Chair  
 Ahmanda Ellis, Secretary  
 Natasha Edwards, Vice Chair  
 Becky Romero, Treasurer



## Enrollment Demographics

During the 2012-2013 school year, RMDC was funded to serve 236 children and families in Lewis & Clark, Broadwater & Jefferson Counties but actually served 266 children and their families during the school year.

|  |     |                               |
|--|-----|-------------------------------|
| <b>Funded Enrollment: 236</b>  |     |                               |
| <b>Income Eligible Children Served:</b>  | 250 | <b>Percent Served:</b> 93.98% |
| <b>Over Income Children Served*:</b>   | 16  | <b>Percent Served:</b> 6.02%  |
| *Head Starts can serve up to 10% of their funded number as over-income slots.    |     |                               |
| RMDC Head Start received child care subsidy for 39 children during 2012-13 Year. |     |                               |

| Enrollment by Year   | Number | Percent |
|----------------------|--------|---------|
| First Year Children  | 175    | 65.79%  |
| Second Year Children | 88     | 33.08%  |
| Third Year Children  | 3      | 1.13%   |

| Ages Served | Number | Percent |
|-------------|--------|---------|
| 3 Year Olds | 85     | 31.95%  |
| 4 Year Olds | 175    | 65.79%  |
| 5 Year Olds | 6      | 2.26%   |

Head Start's "Average Monthly Enrollment" was 236 or 100% for the months of September 2012 - March 2013. The Program is not required to fill classroom openings the last 60 days of each school year; therefore in April 2013 the monthly enrollment was 232 or 98.31% and in May 2013 the monthly enrollment was 231 or 97.88%.

| Race                                      | Number | Percent |
|---|--------|---------|
| American Indian or Alaska Native          | 21     | 7.89%   |
| Asian                                     | 1      | .38%    |
| Black or African American                 | 5      | 18.80%  |
| Native Hawaiian or other Pacific Islander | 0      | 0%      |
| White                                     | 226    | 84.96%  |
| Biracial/Multi-racial                     | 13     | 4.89%   |
| Other (family response)                   | 0      | 0%      |
| Unspecified                               | 0      | 0%      |

| Medical Services   | Number  | Percent       |
|--|---------|---------------|
| Medical Home   | 260     | 97.74%        |
| Up-to-Date on Preventative Care  | 227     | 85.39%        |
| Up-to-Date on All Immunes for Age  | 263     | 98.87%        |
| Dental Home  | 254     | 95.49%        |
| Completed Dental Exam  | 221     | 83.08%        |
| Number of Children with Health Insurance at Enrollment/End of the Enrollment Year                                    | 246/263 | 92.48%/98.87% |
| Number of Children Enrolled in Healthy Montana Kids+ or Health Montana Kids at Enrollment/End of the Enrollment Year | 222/240 | 83.46%/90.23% |

## Moving On . . . . .

RMDC Head Start works to ensure a smooth transition for children “moving on” to kindergarten. Teachers partner with families to set realistic goals for children that will help them be successful. Program staff assists families in filling out their child’s kindergarten registration form. With parent permission, children’s assessment information is shared with the receiving school along with the child’s attendance information and health screening information. Immunization information is given to families to share with their receiving schools. This spring Head Start hosted its first ever “family transition to kindergarten” event and invited Head Start families to meet their elementary school principal and kindergarten teachers over pizza and ice cream.



157 children enrolled at the end of May 2013 were projected to move on to kindergarten.

## Our 2012-2013 Community Partners

- Adult Learning Center
- AWARE, Inc.
- Carroll College Nursing Program
- Carroll College Work Study Program
- Child and Adult Food Care Program, USDA
- Child Care Partnerships
- City of Helena
- Covenant Methodist Church
- Dennis & Phyllis Washington Foundation
- Early Childhood Coalition of the Greater Helena Area
- Early Childhood Services Bureau, DPHHS
- Family Outreach (Part C)
- Foster Grandparent Program
- Friends of Head Start
- Good Samaritan Ministries
- HATCH – Helena Action Coalition on Homelessness
- Montana Association for the Education of Young Children – Helena Chapter
- Helena Housing Authority
- Helena Kiwanis Club
- Last Chance Kiwanis
- L&C City County Health Department
- L&C County Jail
- Montana Arts Council
- Montana Community Foundation
- Montana Alliance for Families Touched by Incarceration
- Montana Head Start Association
- Mountain West Bank
- Office of Head Start, Administration for Children & Families, DHHS
- Optimist Club of Helena
- Our Lady of the Valley Catholic Church
- PAL (Project for Alternative Learning)
- Pediatric Dentistry – Dr. Kevin Rencher
- Prickly Pear Cooperative
- RSVP (Retired Senior Volunteer Program)
- School District #1 – Helena Public Schools
- School District #9 – East Helena Public Schools
- SS Cyril and Methodius Catholic Church
- Townsend Elementary School
- United Way of the Lewis and Clark Area
- University of Montana-Helena
- Whitehall Elementary School

531 volunteers supported Head Start activities during the 2012-2013 school year  
....350 were current or former Head Start Parents!

## Child Outcomes

RMDC Head Start utilizes *Teaching Strategies GOLD™*, a scientifically research-based assessment system. It is an observation-based assessment system for children from birth through kindergarten in all areas of development and learning with intentional, focused performance assessment tasks for selected predictors of school readiness in the areas of literacy and numeracy. Using *The Creative Curriculum® System for Pre-school and Teaching Strategies GOLD™* offers daily, built-in opportunities for observation, helping teachers and administrators clearly see the strong relationship between curriculum and assessment. Following are the key findings from fall to spring in our 2012-13 Program Year :

### Social/Emotional:

**Fall data:** 56 students below expectations, 130 meeting expectations and 33 exceeding expectations – **74.42% meeting or exceeding expectations**; **Spring Data:** 15 students below expectations, 126 meeting expectations and 90 exceeding expectations – **93.50% meeting or exceeding expectations**

### Gross Motor:

**Fall data:** 52 students below expectations , 136 meeting expectations and 12 exceeding expectations – **74% meeting or exceeding expectations**; **Spring Data:** 11 students below expectations, 187 meeting expectations and 33 exceeding expectations – **95.24% meeting or exceeding expectations**

### Fine Motor:

**Fall data:** 30 students below expectations , 156 meeting expectations and 17 exceeding expectations – **85.22% meeting or exceeding expectations**; **Spring Data:** 7 students below expectations, 139 meeting expectations and 85 exceeding expectations – **96.97% meeting or exceeding expectations**

### Language:

**Fall data:** 61 students below expectations , 142 meeting expectations and 21 exceeding expectations – **72.77% meeting or exceeding expectations**; **Spring Data:** 23 students below expectations, 149 meeting expectations and 58 exceeding expectations – **90% meeting or exceeding expectations**

### Cognitive:

**Fall data:** 67 students below expectations , 122 meeting expectations and 31 exceeding expectations – **69.55% meeting or exceeding expectations**; **Spring Data:** 15 students below expectations, 136 meeting expectations and 80 exceeding expectations – **93.51% meeting or exceeding expectations**

### Literacy:

**Fall data:** 55 students below expectations , 109 meeting expectations and 15 exceeding expectations – **69.27% meeting or exceeding expectations**; **Spring Data:** 24 students below expectations, 122 meeting expectations and 81 exceeding expectations – **89.43% meeting or exceeding expectations**

### Mathematics:

**Fall data:** 106 students below expectations, 84 meeting expectations and 15 exceeding expectations – **48.29% meeting or exceeding expectations**; **Spring Data:** 41 students below expectations, 131 meeting expectations and 57 exceeding expectations – **82.10% meeting or exceeding expectations**

Using data to drive program decisions, the program will focus on mathematics in its next school year....math materials have been purchased for all Head Start classrooms...professional development for staff in the area of math will be planned...and helping families have fun with math will be the topic for a family event!

## Parents

At RMDC Head Start we believe that as a child's first teacher, the role of the parent is to nurture, protect, and prepare their



### We support this by offering:

#### **Parent Education**

- Classroom Parent Meetings
- Parenting Classes
- Family Goal Setting
- Financial Literacy Information
- Family Education Notebooks
- Observing and Volunteering in classrooms

#### **Parent Leadership**

- Policy Council and Class Representatives
- Board of Directors
- Advisory Team Members
- Special work committees

#### **Special Events**

- Family Literacy Nights
- "Reading Instead of Television" Month
- Bookshelf Builds
- Spring Picnic

